

HT^{210R} TOPCon

Bifacial Series Full Black

505~525W



Main Features

N-TYPE TOPCON TECH

- Lower LID
- Excellent Low Irradiance

SMBB + NON-DESTRUCTIVE CUTTING

- Reduced Internal Current Loss
- Minimized Micro-Crack Impact

HIGH RELIABILITY

- Salt Mist Resistance, Ammonia Resistance, Sand & Dust Resistance
- Anti-PID

HIGH CONVERSION EFFICIENCY

- Up to 23.6%
- Bifaciality Rate Up to 80±5%

SUPERIOR POWER GENERATION PERFORMANCE

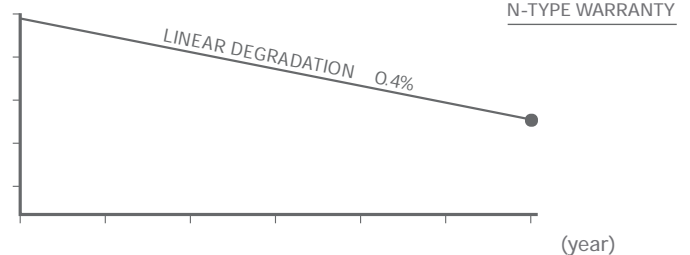
- Lower Operating Temperature

LOWER LEVELIZED COST OF ELECTRICITY

- Lower BOS and LCOE
- Higher ROI

Comprehensive Products and System Certificates

- ISO 9001 2015
- ISO 14001 2015
- ISO 45001 2018



25 YEAR

Product Workmanship Warranty

30 YEAR

Linear Power Warranty

1%

First - year power attenuation

0.4%

Linear power attenuation



HONGYUAN GREEN ENERGY CO.,LTD.

© HONGYUAN GREEN ENERGY CO.,LTD. all rights reserved.
The product specifications are subject to change without prior notice.
Please use our latest version.

Group Headquarter: Building 7, Changguangxi Wetland Park, Lihu Avenue, Binhu District, Wuxi City, Jiangsu Province, China

Tel:

E-mail: info@hysolar.com

Web: <https://www.hysolar.com>

N-Type Bifacial Series Full Black HY-NT11/54BGDF

505~525W
POWER RANGE

23.6%
EFFICIENCY

0~+5W
POWER SORTING

ELECTRICAL PERFORMANCE PARAMETERS

STC : Irradiance 1000W/m², Cell Temperature 25° C, AM=1.5

Rated output (Pmax/W)

Rated voltage (Vmpp/V)

Rated current (Impp/A)

Open circuit voltage (Voc/V)

Short-circuit current (Isc/A)

Module efficiency

BNPI : Front irradiance 1000W/m², Back irradiance 135W/m², Cell Temperature 25° C, AM=1.5

Rated output (Pmax/W)

Rated voltage (Vmpp/V)

Rated current (Impp/A)

Open circuit voltage (Voc/V)

Short-circuit current (Isc/A)

DIFFERENT REAR POWER GAINS (510W)

Power gains Voc/V Isc/A

TEMPERATURE COEFFICIENT

Temperature coefficient (Pmpp) -0.28%/

Temperature coefficient (Isc) +0.043%/

Temperature coefficient (Voc) -0.24%/

Nominal module operating temperature (NMOT) ±2°C

OPERATING PARAMETERS

Max. system voltage (IEC) c

Number of diodes

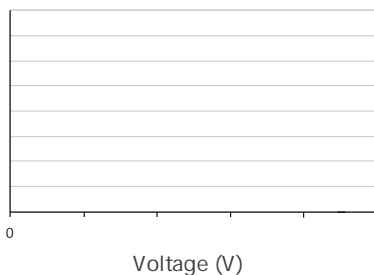
Junction box protection rating

Max. series fuse rating

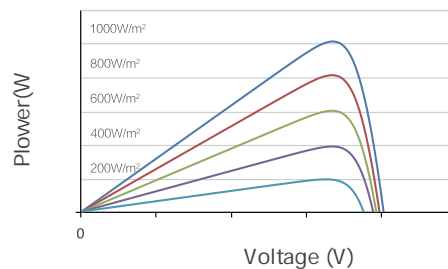
Operational temperature -40~+85°C

Bifaciality rate 80±5%

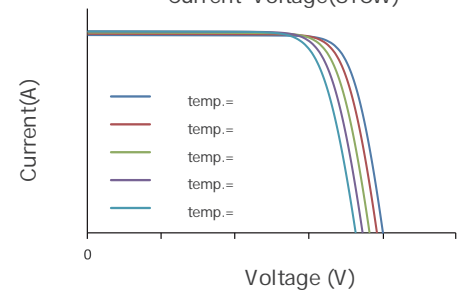
Current-Voltage(510W)



Power-Voltage(510W)



Current-Voltage(510W)



MECHANICAL PARAMETERS

Outer dimensions (L x W x H)	1962 x 1134 x 30 mm
	N type mono-cr stalline
Number of cells	108 (6*18)
Frame Type	Aluminum, black anodized
Glass thickness	(rear glass in glazed black/transparent)
Cable length (including connector)	Positive: (+)300 mm, (-)300 mm Customized length
Cable cross-sectional area (IEC)	2
Maximum test mechanical load	5400Pa (front) /2400Pa(rear)
Connector type (IEC)	PV-HYC11xyz(standard)/MC4 EVO2(optional)
Module weight	27 kg
Packaging unit	36 pcs / box
Weight of packing unit	1021 kg / box
Modules per 40' HQ container	864 pcs

① Please refer to the installation manual or contact us to confirm. The maximum test mechanical load = 1.5× maximum design mechanical load.

*The data above is for reference only and the actual data is in accordance with the practical testing. Power Measurement Tolerance ±3% under STC standard.